Year 6 - Adding Fractions with Wholes — Lesson Guide

Step 1

$2\frac{2}{4} + 1\frac{2}{8} =$ ☐



First, we circle the plus sign so we know to add and find the sum.

Step 2

$2\frac{2}{4} + 1\frac{2}{8} =$ ☐

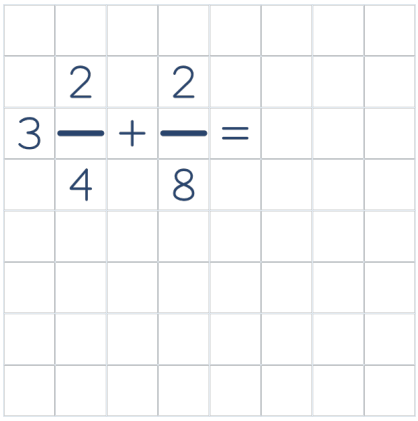

First, we add the whole-number parts, keeping the fractional parts separate for now. 2 + 1 = 3. We write 3 in the whole-number square and keep both fractions the same.

Step 3

$2\frac{2}{4} + 1\frac{2}{8} =$ ☐



First, we check whether either fraction can be simplified. One quarter is equivalent to two eighths. Divide the numerator and denominator by 2 to make that change. Keep 2/4, which already uses denominator 4. Keep 3 wholes on the left. On the next line, write 3 2/4 + 1/4.

Step 4

$2\frac{2}{4} + 1\frac{2}{8} =$ ☐



Remember: The denominator stays the same because the size of each part stays the same.

Both denominators are 4, so the parts are the same size. We tick both denominators to show they match. Then, we draw the fraction line and write 4 underneath it.

Step 5

$2\frac{2}{4} + 1\frac{2}{8} =$ ☐



Then, we add the numerators. 2 + 1 = 3. The denominator stays 4 because the parts are still the same size. We write 3 above the fraction line and write 3 in the whole-number square.

Step 6

$2\frac{2}{4} + 1\frac{2}{8} =$ $3\frac{3}{4}$



Read the whole-number and fractional parts together. The sum is 3 3/4. Copy 3 3/4 into the answer box. Make sure you copy the answer correctly.